

# WHERE INTELLIGENCE MEETS UNYIELDING TOUGHNESS

Grand Avenue Pro, JMC All New mid-sized off-road pickup, a premium off-road pickup designed to empower you to conquer whatever lies ahead on your journey, combining rugged design with advanced technology. Whether it's your next work assignment, a thrilling recreational outing, or your grandest adventure yet, the Grand Avenue Pro stands ready. As JMC's most capable and versatile off-road pickup ever, it's here to help you embrace the Grand Avenue Pro lifestyle.



## GRAND AVENUE **Pro**



# POWER & CAPABILITY

JMC Grand Avenue Pro is your passport to conquering any terrain and reaching your destination, no matter how challenging the road ahead may be. Just like you, it thrives on taking on every challenge head-on.



## FEU 2.3L TURBO GASOLINE ENGINE

Three times winner of the "Global Ward's Ten Best Engines" award  
Maximum Power: 190kW  
Maximum Torque: 450Nm  
Extremely smooth gearshift and extremely fast start response



## PUMA 2.3L TURBO DIESEL ENGINE

5th Generation PUMA, global well-known engine, high brand awareness  
Maximum Power: 130kW  
Maximum Torque: 450Nm  
Fuel consumption as low as 9L/100km  
Low rpm torque of 260Nm at 1000rpm, extremely smooth gearshift and extremely fast start response



## ZF 8-SPEED AUTOMATIC GEARBOX

Paired with ZF 8-speed automatic gearbox, ensures smooth shifting and the power is always at your command





# SUSPENSION

Equipped with a robust off-road chassis, it takes you across mountains and rivers, conquering the rugged path ahead.



## K-MAN NITROGEN SHOCK ABSORBERS (OPTIONAL)

Adjustable damping and height, with a height adjustment range of two inches and eight levels of damping adjustability. The total suspension travel reaches 220 mm.



## DOUBLE WISHBONE FRONT SUSPENSION & MULTI-LINK COIL SPRING WITH WATT'S LINKAGE

Best-in-class handling and comfort




# OFF-ROAD PERFORMANCE

As JMC's top-tier off-road pickup, the Grand Avenue Pro is equipped to the teeth which provides excellent off-road capability and empowers you to conquer any terrain with confidence.

Iron front bumper









# INTELLIGENT OFF-ROAD MONITOR SYSTEM



## CRAWL MODE

In Crawl Mode, you don't need to press any pedals as it maintains a low speed for navigating rough off-road terrain



## INTELLIGENT ENGINE COOLING MODE

Prevents engine overheating in challenging conditions




## WATER DEPTH MONITORING RADARS

Monitors the water depth in real-time




## OFF-ROAD REAL-TIME DATA DISPLAY

Wheel steering angle, slope, roll angle, compass direction, altitude, longitude and latitude & atmospheric pressure real-time data display



## INTELLIGENT ALL-TERRAIN MANAGEMENT SYSTEM

Normal mode Eco mode Sport mode Snow mode  
Rock mode Sand mode Mud mode



## TANK TURN

The Tank Turn function locks the inner rear wheel using ESP, reducing the turning radius to under 5 meters.





# INTERIOR DESIGN

Elevate Your Drive with Innovative Comfort and Convenience

## MULTIFUNCTIONAL STEERING WHEEL

Allowing you to control cruise speed, music, and radio settings



## SWITCHES RESERVED

Top control panel reserved switches (accommodate user needs for adding equipment such as winches, bed roll covers, projection lights, and vehicle intercom)



## A/C VENTS

The hidden air conditioning vents



## WIRELESS CHARGING

40W Wireless charging



## 12.3-INCH CLUSTER

12.3-inch full LCD instrument cluster



## STORAGE DESIGN

Storage space under the gearshift lever, larger and more convenient storage space



## 12.1-INCH TOUCHSCREEN

12.1-inch touchscreen with integrated Apple CarPlay and Android Auto






**ELECTRIC SUNROOF**



**ONE-TOUCH UP/DOWN WINDOWS**

With Anti-Pinch Function



**SIDE GRAB HANDLE**

Front passenger side console grab handle, providing both aesthetics and practicality

**KEYLESS START**

Keyless entry and one-touch ignition

**EXCELLENT NVH DESIGN**

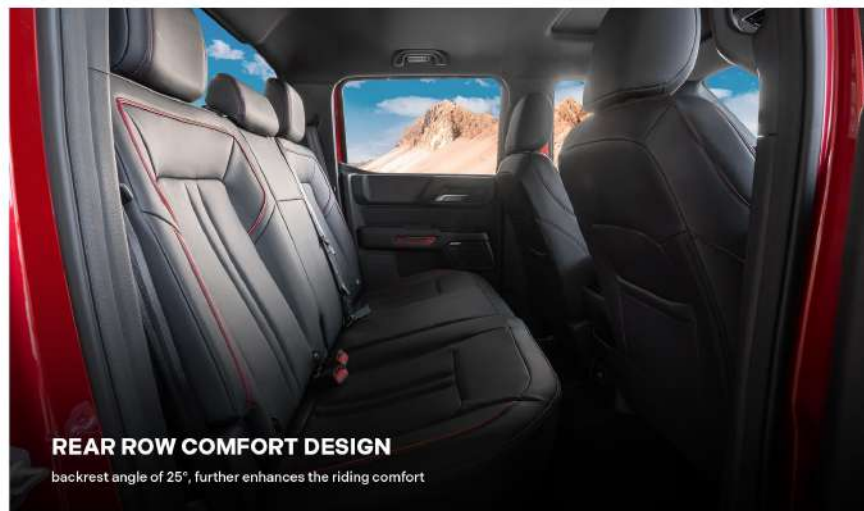
4mm thick acoustic glass, with perfect streamline design and 18 cavity partitions throughout the vehicle, achieving a passenger car-level NVH quietness level.

More than 20 acoustic package components throughout the vehicle creates "cocoon chamber" effect isolating external noise and enhancing the driving and riding comfort experience.



**USB+SOCKET**

Two USB-A ports and one 12V power socket in the front row,  
One 12V power socket and one USB-A & 400W power outlet for the rear row



**REAR ROW COMFORT DESIGN**

backrest angle of 25°, further enhances the riding comfort



**FRONT ROW SEATS FUNCTION**

8-way power-adjustable driver's seat & 6-way power-adjustable passenger seat,  
both equipped with seat ventilation and heating functions



# VERSATILITY

## Unlock Adventure with Unrivalled Comfort and Versatility

Packed with an array of exciting features, it's designed to fuel your passion for adventure and enable you to pursue all your desires. Whatever the next chapter holds, trust the Grand Avenue Pro for unbeatable functionality and versatility.

### SPACIOUS CAB

3270mm wheelbase, nearly 2m width, and 1.9m height provide ample headroom, legroom, and lateral space, offering sedan-level passenger comfort.

### SPRAY-IN BEDLINER

Making the cargo space not only high-end and attractive but also durable

### HUGE CARGO VOLUME

Class-leading cargo volume of 1.35 cubic meters



## CARGO BED FUNCTIONS & EXPANSION CAPABILITIES



### STANDARD FEATURES

roof rails, a 220V/400W power outlet, cargo bed lighting (utilizing LED spotlight lenses to address the lighting issues during nighttime usage), multiple anchor points, cup holders



### EXTRA STORAGE

The second-row seat cushions can be raised in a 4/6 split, and the backrests can be fully folded down, help with loading and moving large objects



### NUMEROUS RESERVED INTERFACES FOR CUSTOMIZATION

including side anchor points, roll bar mounting points, roller shutter guide rails, cargo compartment partition slots, mesh pockets, etc. Customers can tailor their own versatile cargo bed according to their specific requirements



### OPTIONAL FEATURES

SMC sport bar and rear trailer system



### EASY LIFT TAILGATE

The cargo bed tailgate equipped with power-assisted slow-down struts



### TAILGATE TELESCOPIC STEP

(optional)



# SAFETY

## Safety and Reliability Redefined

Your safety and peace of mind always come first. Our all-new Grand Avenue Pro is equipped with cutting-edge safety features to ensure your journeys, whether on or off-road, are filled with confidence and security.



## L2 ASSISTED DRIVING FEATURES

Providing the driver a more relaxed driving style

- ACC (adaptive cruise control) ◆
- TJA Traffic Jam Assist and ICA Super Cruise (Integrated Adaptive Cruise) ◆
- FCW(Foreward Collision Warning System) ◆
- AEB(Autonomous Emergency Braking) ◆
- Lane assist systems (LDW+LKA+LCC) ◆



Dual Airbags + Side Airbags+ Side Air curtains



Large ventilated brake discs, with a front disc diameter of 334mm and a rear disc diameter of 337mm, achieving an industry-leading braking distance of under 41 meters from 100km/h to 0km/h.



High strength and corrosion resistant body, cabin body with a high-strength steel content of 65%. The entire exterior is covered with 100% galvanized plates, ensuring exceptional anti-corrosion performance.



360° panoramic image and 540° transparent chassis for easy and safe reversing



Independent tire pressure monitoring system to ensure comprehensive driving safety



High strength and corrosion resistant chassis with 182.3mm longitudinal beam's section thickness, 3.2T chassis carrying capacity & 3.5T exceptional towing capability. The chassis has undergone a 1008-hour salt spray test.